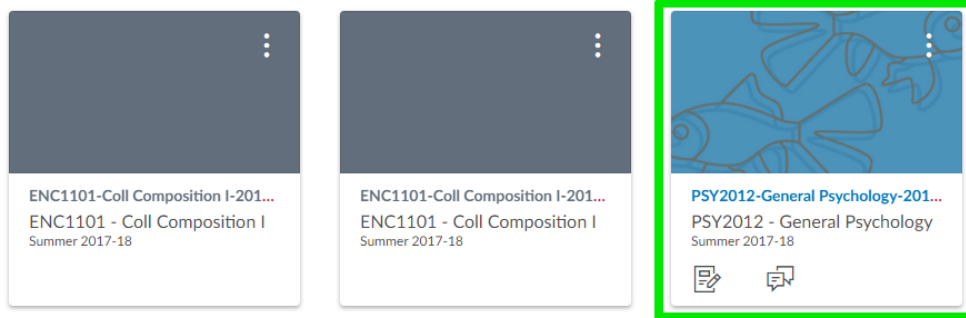


How to Access and Get Started in REVEL in Canvas

First Day

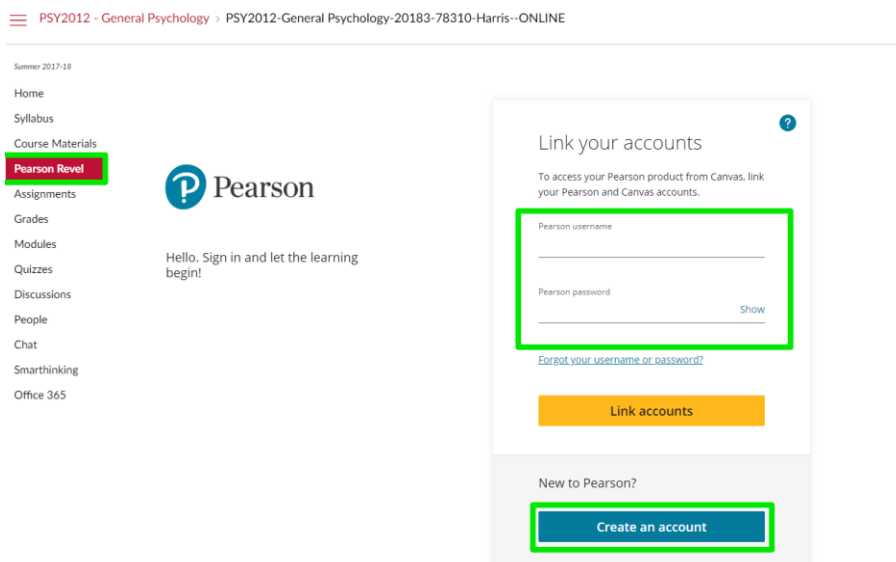
1. Click into your Canvas course

Dashboard



2. Click on the 'Pearson Revel' link in the toolbar along the left side of the course homepage. You will be prompted to either:

- A) Sign in with your EXISTING Pearson account or
- B) Create an account if you do not have one (or if you are unsure)



Scenario A (Have account)

Once you sign in, you will receive a message that your accounts are linked. When you click 'Continue', you will be taken to the access point that you will use throughout this term

The screenshot shows the Pearson user interface. On the left is a navigation menu with items like Home, Syllabus, Course Materials, Pearson Revel, Assignments, Grades, Modules, Quizzes, Discussions, People, Chat, Smarthinking, and Office 365. The 'Pearson Revel' item is highlighted. The main content area features the Pearson logo and a message: 'Hello, sign in and let the learning begin!'. A modal window titled 'Accounts linked' is displayed, stating 'You can access your Pearson product from Canvas without linking accounts again.' and has a 'Continue' button. Below the main content, there are sections for 'Student Help' and 'Support'.

Scenario B (Need to Create)

After you click 'Create and Account', fill in the necessary information before agreeing to terms and conditions

The screenshot shows the 'Create an account' form. It includes fields for Email address, Confirm email address, Username, Password, First name, Last name, and Role. Each field has a green checkmark icon to its right, indicating successful input. The 'Same as email address' checkbox is checked. Below the form are two checkboxes for terms and conditions: 'I agree to the Terms of Use and acknowledge the Privacy Policy.' and 'I'm at least 13 years old, Why?'. A 'Create account' button is highlighted with a green box. At the bottom, there is a link to 'Return to Link your accounts'.

3. When you've completed entering or creating your Pearson account, accept the Pearson User Agreement to continue into REVEL!

Get Started in REVEL

Once you're in Revel, you can access assignments by clicking on the 'Page' icon on the left. Assignment tabs appear at the bottom, with detailed information available when you click the assignment date. While assignments might not be available until certain dates, you can always access the e-text via the 'Book' icon at any time

PSY2012-78310-Harris-

Assignment Due July 04 View

By 11:45 PM EDT / Worth 200 points
Assessments Available **June 27**

CHAPTER :
1: The Science of Psychology

- 1.1-1.2: The History of Psychology
- 1.3-1.4: The Field of Psychology Today
- 1.5-1.9: Scientific Research
- 1.10-1.11: Ethics of Psychological Research
- Chapter 1 Quiz: The Science of Psychology (100 points)

CHAPTER :
2: The Biological Perspective

- 2.1-2.3: Neurons and Nerves: Building the Network
- 2.4-2.5: An Overview of the Nervous System
- 2.6-2.8: The Endocrine Glands
- 2.9-2.10: Looking Inside the Living Brain
- 2.11-2.15: From the Bottom Up: The Structures of the Brain
- Chapter 2 Quiz: The Biological Perspective (100 points)

WED JUL 04 | WED JUL 11 | WED JUL 18 | WED JUL 25 | WED AUG 01

You can access detailed breakdowns of your Revel grades in the 'Performance' tab. While your grades will sync into Canvas, the Revel gradebook can give you more detailed information on your assignments.

Performance Overview

Assignments

Performance

Highlights & Notes

Table of Contents

Glossary

Average Assignment Score for Matthew Bigam

Score (%)

100

0

Average

—% You

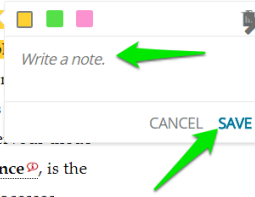
Assignment Date	Chapter(s) Included	Time	Points Earned
Jul 04	1: The Science of Psychology 2: The Biological Perspective	0s	—
Jul 11	3: Sensation and Perception 4: Consciousness	0s	—
Jul 18	5: Learning 6: Memory	0s	—
Jul 25	10: Social Psychology 11: Theories of Personality	0s	—
Aug 01	12: Psychological Disorders 13: Psychological Therapies	0s	—

Other tabs include a 'Glossary' for key terms and "Highlights and Notes'. You can make your own highlights by clicking and dragging your mouse over text as you read. These notes will save into your 'Highlights and Notes' section.

Neurons and Nerves: Building the Network

◀ Listen to the Audio

This chapter will explore a complex system of cells, organs, and chemicals that together to produce behavior, thoughts, and actions. The first part of this complex arrangement is the **nervous system**, a network of cells that carries information all parts of the body. The field of **neuroscience** is a branch of the life sciences with the structure and functioning of the brain and the neurons, nerves, and ne that form the nervous system. **Biological psychology, or behavioral neuroscience** is the branch of neuroscience that focuses on the biological bases of psychological processes,



Write a note. CANCEL SAVE